

**Certificate in Community Palliative Care: Psychosocial Care.** Access to supportive care, palliative care and end-of-life care are essential for persons living with an advance illness. In this course, community health and social care professionals will be offered a foundational overview of psychosocial issues faced by their clients living across illness trajectories in the community, and consider their roles in providing holistic support.

## Course Objectives

1. Articulate the philosophy and models of palliative care, end-of-life care & supportive care (PES)
2. Define illness trajectory & its impact on psychosocial well-being
3. Understand symptoms & their psychological impact
4. Apply the biopsychosocial & spiritual framework of assessment
5. Understand decision-making at end-of-life
6. Use of Advanced Care Planning & Lasting Power of Attorney
7. Understand grief & grief management
8. Involve caregivers & family members as care partners & service users
9. Discover ways to work within & across inter-professional teams
10. Explain care management, referral & co-ordination in PES care
11. Identify resources & schemes applicable to PES care
12. Recognize the importance of self-care of the professional

## Training Methodology

Synchronous online lectures, virtual small group discussions, course materials posted on online learning portal.

## Course Outline

**Part I: An introduction to palliative care, end-of-life care & supportive care (PES)** – Framework, Models & Illness Trajectory

**Part II: Contemporary perspectives in PES care** – Decision- making in PES Care, Advanced Care Planning, Lasting Power of Attorney and Grief Management


**Part III: Partners in PES care** – Caregivers, Inter-professional Teams, Care Management, PES Care Resources and Self-care of the Professionals

## Past Participants' Testimonies



*"Very informative, compassionate and nurturing with use of examples and role plays" -- Chee Wei*

*"It is a privileged to attend this course with the "gurus" in the field of palliative care. All trainers provide a good forum for discussion of various challenges and pressing issues we may encounter in the work of palliative care." -- Serene Yuen*

### Venue

 Zoom online platform

### Enquiries

 6500 7269  enquiries@palc.org.sg

## Target Audience

Allied Health Professionals, Psychosocial Care Staff, Community Nurses, Clinicians, Administrators and Managers leading care teams in community health and social service agencies supporting clients with life-limiting/threatening illnesses and early career professionals in supportive, palliative and end-of-life care.

## Course Time

6, 9, 13, 16, 19, 23 & 30 July 2021  
9am - 1pm (Tuesdays & Fridays, except Monday 19 Jul)

## Course Fee

\$642.00 (Including GST).

Prevailing course fee subsidy at 90% for Singaporeans/PRs and 45% for Work Pass Holders working in eligible community care organizations.

## Trainers' Profile

**Ms CHEE Wai Yee, MSc Palliative Care**  
Program Director at the Singapore Hospice Council, Senior Director for Community End-of-Life and Bereavement Care at Montfort Care

**Dr Gilbert FAN Kam Tong, RSW, FAPA**  
Master Medical Social Worker at National Cancer Centre, Singapore. Member of the International Workgroup on Death, Dying and Bereavement

**Ms KOH Tang En, MSW**

Medical Social Worker at Dover Park Hospice, Fellow at Zelda Foster Studies in Palliative & End-of-Life Care, New York University

**Ms PEH Cheng Wan, MSocSci**

Medical Social Worker who has more than 10 years of experience working in Palliative Care settings



**Register Now**

<https://lms.wizlearn.com/AIC>

In partnership with



[www.palc.org.sg/education/](http://www.palc.org.sg/education/)

PALC-BPS-I-003