


Access to supportive care, palliative care and end-of-life care are essential for persons living with an advance illness. In this course, community health and social care professionals will be offered a foundational overview of psychosocial issues faced by their clients living across illness trajectories in the community, and consider their roles in providing holistic support.



Course Objectives

1. Outline the philosophy, models and settings of palliative care, end-of-life care and supportive care (PES)
2. Define illness trajectory and its impact on psychosocial well-being
3. Understand symptoms and treatments
4. Apply the biopsychosocial and spiritual framework of assessment
5. Understand decision-making at end-of-life
6. Understand Advanced Care Planning and Lasting Power of Attorney
7. Understand types of grief and grief management
8. Involve caregivers & family members as care partners & service users
9. Work within and across inter-professional teams
10. Understand care management, referral and co-ordination in PES care
11. Understand resources and schemes applicable to PES care
12. Recognize the importance of self-care of the professional
13. Translate knowledge into clinical practice

Trainers' Profile



Ms Martha Ng, RSW, MSocSci (Social Work)

Principal Medical Social Worker and Head of Social Work and Psychosocial Services at Dover Park Hospice. Member of the SHC-QI Psychosocial and Spiritual Workgroup



Dr Gilbert Fan, RSW, FAPA

Master Medical Social Worker at National Cancer Centre, Singapore. Member of the International Workgroup on Death, Dying and Bereavement



Ms Peh Cheng Wan, RSW, MSocSci Counselling

Principal Therapist and Co-Founder at LivingPath Private Limited. Social Work Fellow in Palliative & End-of-Life Care at Beth Israel Medical Center, New York City

Course Outline (3 full days + 1 half day)

Part I: An introduction to palliative care, end-of-life care & supportive care (PES) – Framework, Models & Illness Trajectory

Part II: Contemporary perspectives in PES care – Decision-making in PES Care, Advanced Care Planning, Lasting Power of Attorney and Grief Management

Part III: Partners in PES care – Caregivers, Inter-professional Teams, Care Management, PES Care Resources and Self-care of the Professionals

Training Methodology

Didactic lectures, small group discussions, course materials posted on online learning portal

Target Audience

Allied Health Professionals, Psychosocial Care Staff, Community Nurses, Clinicians, Administrators and Managers leading care teams in community health and social service agencies supporting clients with life-limiting/threatening illnesses and early career professionals in supportive, palliative and end-of-life care.



Course Details

Date and Time: 21, 22 and 28 Apr 2025, 9.00am – 6.00pm
29 Apr 2025, 9.00am – 1.00pm

Training Venue: Dover Park Hospice, Level 3 Training Room
TTSH Integrated Care Hub
1 Tan Tock Seng Link, Singapore 307382

Course Fee: \$784.80 per person (Including 9% GST)
Prevailing course fee subsidy at 90% for Singaporeans/PRs and 45% for Work Pass Holders working in eligible community care organisations

Scan to Register

<p>For staff of Community Care Organizations (CCOs):</p>  <p>https://lms.wizlearn.com/AIC</p>	<p>For those who are not staff of CCOs:</p>  <p>https://forms.office.com/r/3VhjYJnfw</p>
---	---

For any enquiries, please contact us at enquiries@palc.org.sg or 65007829.